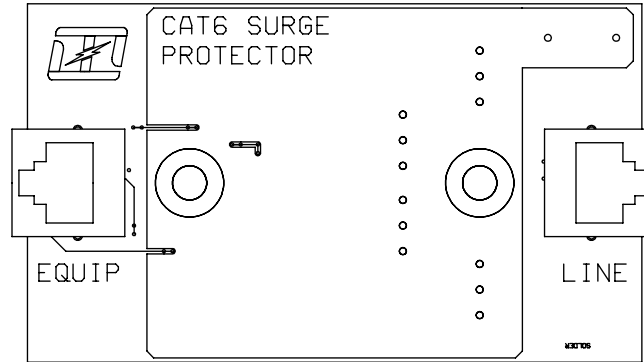
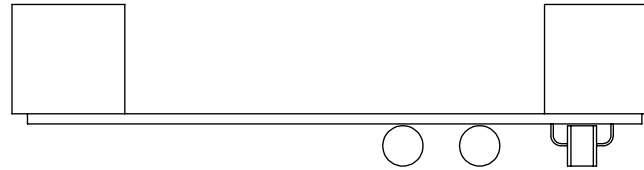
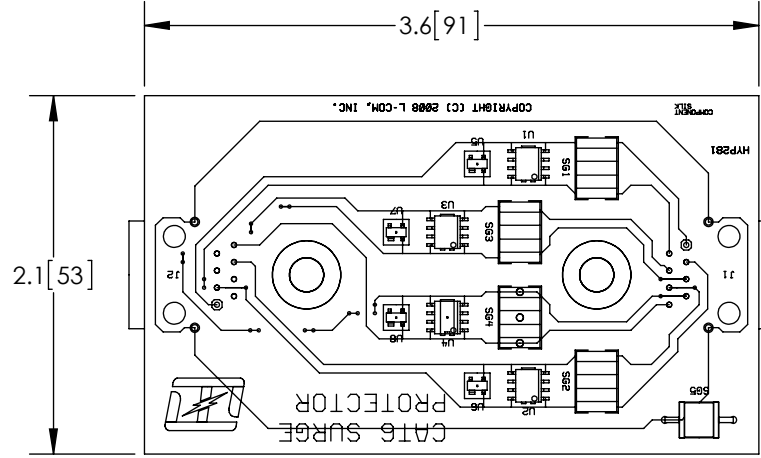


THE INFORMATION CONTAINED IN THIS DRAWING IS THE SOLE PROPERTY OF L-COM, INC. ANY REPRODUCTION IN PART OR WHOLE WITHOUT THE WRITTEN PERMISSION OF L-COM, INC. IS PROHIBITED.

REVISIONS			
REV	DESCRIPTION	DATE	APPROVED
A	INITIAL RELEASE	8/22/13	D.GRIFFIN



NOTES:
 1- ALL PARTS SHALL BE PACKAGED AS PER L-COM SPEC PKG-00012
 - ALL DIMENSIONS FOR REFERENCE ONLY -

REGULATORY COMPLIANCE:
 RoHS, CE

UNLESS OTHERWISE SPECIFIED, DIMENSIONS ARE IN INCHES [mm] DIMENSIONAL TOLERANCES: .X = ±.1 [2.54] .XX = ±.01 [2.5] .XXX = ±.005 [.13] ANGULAR TOLERANCES: ALL = ± 1°	APPROVALS	DATE		45 BEECHWOOD DRIVE NORTH ANDOVER, MA 01845
	DRAWN BY B.PUCHASKI	08/21/13		
PROJECTION 	CHECKED BY P.PESA	08/21/13	CATEGORY LIGHTNING PROTECTORS	
	APPROVED BY P.PESA	08/21/13	PRODUCT DESCRIPTION LP REPLACEMENT PCB ASSEMBLY HYP281	
COLOR VARIATIONS MAY OCCUR	SIZE A	FSCM NO. 43321	DWG. NO. ALPR-HYP281	REV. A
SCALE: NONE		CAD FILE: ALPR-HYP281.SLDDRW		SHEET 1 OF 1